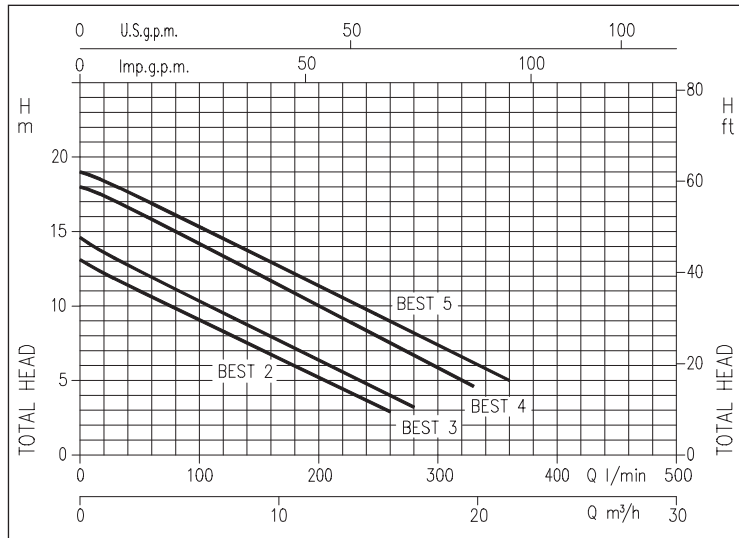


## SUBMERSIBLE ELECTRIC PUMPS

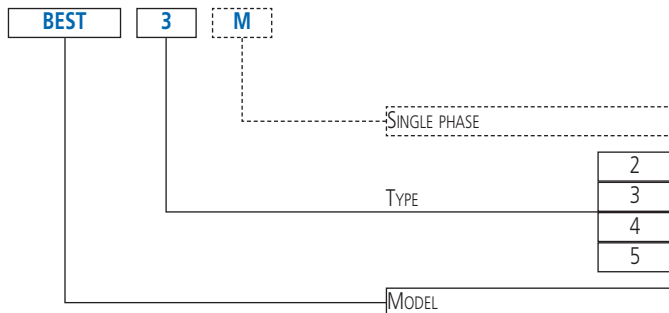
in AISI 304



### PERFORMANCE CURVES (according to ISO 9906 Attachment A)



### IDENTIFICATION CODE



Submersible electric pumps completely in AISI 304 stainless steel.

### APPLICATIONS

- Moving seepage water
- Draining cellars, garages and basements
- Draining small to medium cellars

### TECHNICAL DETAILS

- Versatile
- They can be used in fixed or mobile installations
- Equipped with 10 m of H07 RN-F power supply cable
- Available with or without float

### TECHNICAL DATA

- Maximum immersion: 10 m
- Maximum temperature of the liquid: 35°C
- Max. solids size for passage: 10 mm
- Self-ventilated 2 pole asynchronous motor
- Class of insulation F
- IP68 Protection rating
- 230V ±10%, 50Hz single phase voltage, 400 ±10%, 50Hz three phase voltage
- Permanent capacitor inserted and thermo-ampereometric protection with automatic rearm incorporated for the single phase motor
- Protection under user's responsibility for the three phase version
- G1½ Discharge connection

### MATERIALS

- Pump body, impeller, suction grill, motor cover, seal housing disc and motor case in AISI 304
- Shaft in AISI 303
- Twin mechanical seal with oil chamber:
  - upper in Carbon/Ceramic/NBR (motor side)
  - lower in SiC/SiC/NBR (pump side)

### SPECIAL VERSIONS

- MA version with float

For accessories and control panels see from page 66

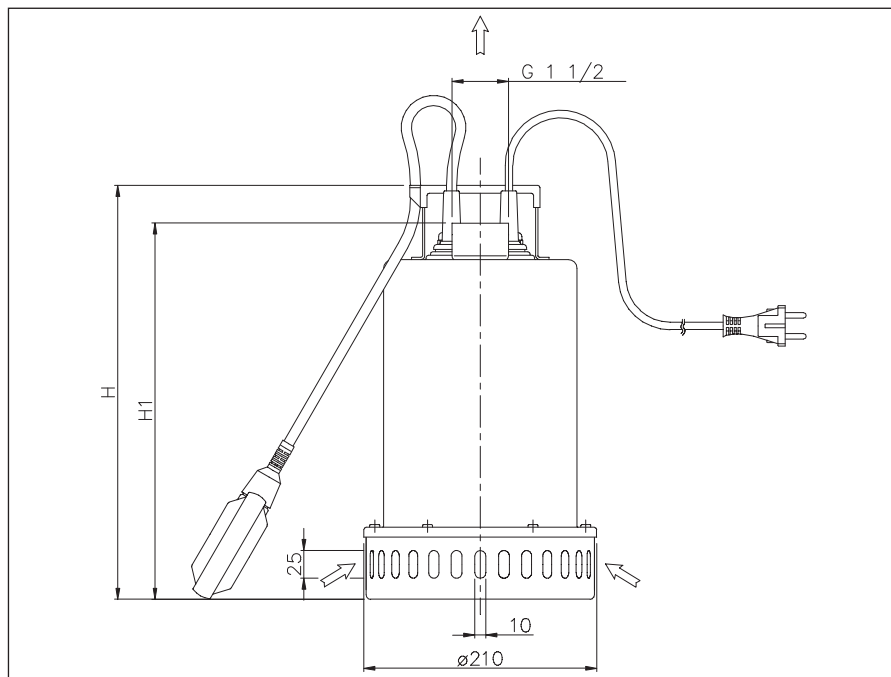
## SUBMERSIBLE ELECTRIC PUMPS

in AISI 304

### PERFORMANCE TABLE

Model Single phase 230V	Model Three phase 400V	P <sub>2</sub>		Capacitor		Ab. Curr. [A]		l/min m <sup>3</sup> /h	Q=Flow rate												
		[HP]	[kW]	μF	Vc	1~	3~		20	40	80	120	160	170	200	260	280	300	330	360	
BEST 2 M	BEST 2	0,75	0,55	16	450	4,4	2	12,2	11,4	9,8	8,3	6,7	6,3	5,0	2,9	-	-	-	-	-	-
BEST 3 M	BEST 3	1	0,75	20	450	5,6	2,4	13,6	12,7	11,1	9,5	7,9	7,6	6,4	4,0	3,2	-	-	-	-	-
BEST 4 M	BEST 4	1,5	1,1	30	450	7,3	3	17,4	16,6	15,0	13,4	11,7	11,3	10,0	7,5	6,7	5,9	4,6	-	-	
	BEST 5	2	1,5	-	-	-	3,3	18,4	17,7	16,1	14,5	12,8	12,5	11,4	9,0	8,0	7,4	6,0	5,0	-	

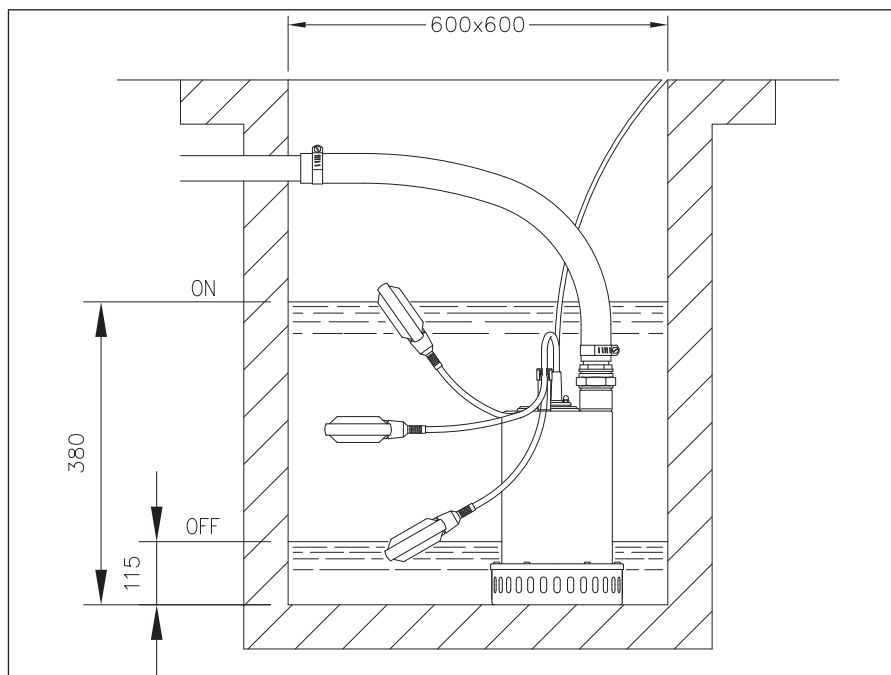
### DIMENSIONS



### DIMENSIONS TABLE

Model	Dimensions [mm]		Weight [kg]
	H	H1	
BEST 2	352	315	12,0
BEST 3	352	315	12,7
BEST 4	377	340	13,8
BEST 5	377	340	13,5

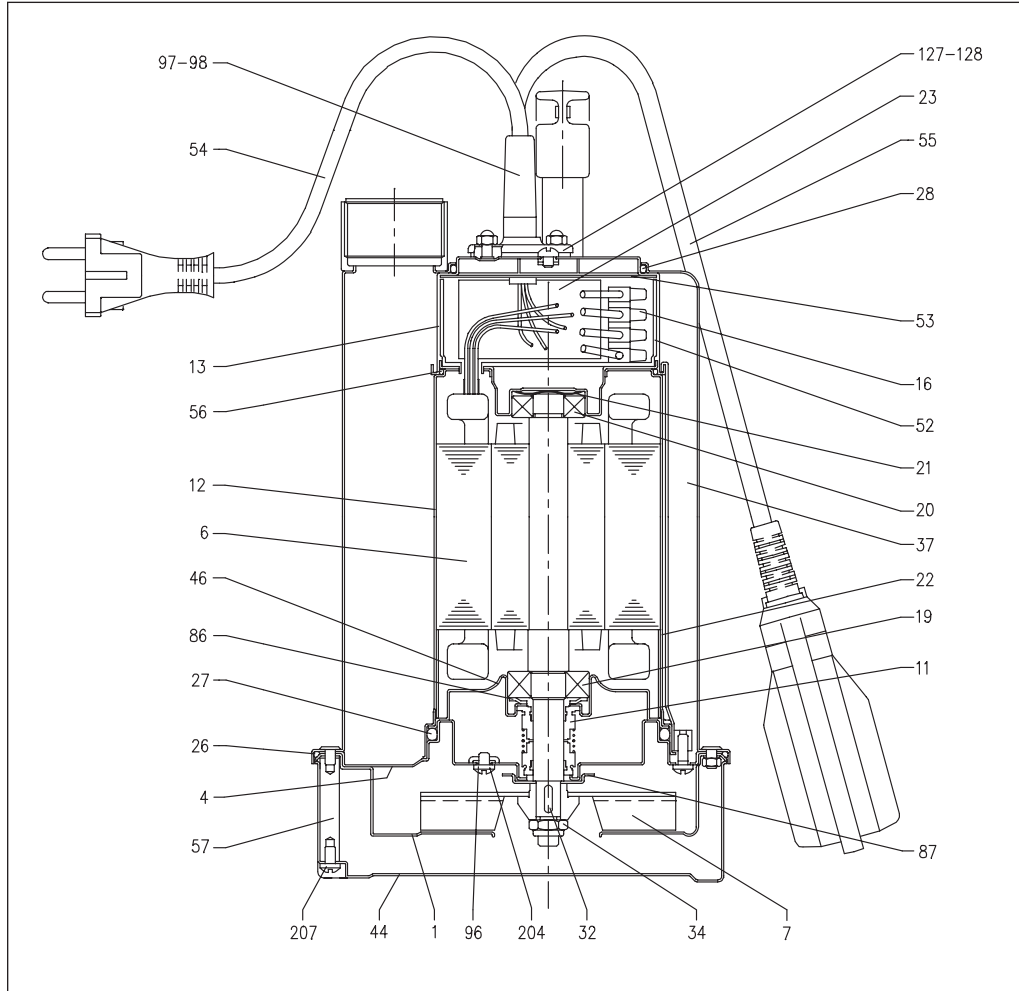
### INSTALLATION



## SUBMERSIBLE ELECTRIC PUMPS

in AISI 304

### SECTIONAL VIEW



### MATERIALS TABLE

Ref.	Name	Material	Réf .	Name	Material
1	Volute	AISI 304	37	External casing	AISI 304
4	Motor support	AISI 304	44	Filter	AISI 304
6	Shaft with rotor	AISI 303	46	Bearing support	AISI 304
7	Impeller	AISI 304	52	P/cap. box	PA66 reinf. with fibreglass
11	Mechanical seal	NBR	53	Box lid	PA66
12	Motor case	-	54	Cable	-
13	Motor cover	AISI 304	55	Float	-
16	Box	-	56	O-Ring	NBR
19	Pump side bearing	-	57	Nut	AISI 303
20	Fan side bearing	-	86	Washer	AISI 304
21	Adjusting ring	ACIER C70	87	Wear ring	AISI 304
22	Tie-rod	AISI 304	96	O-Ring	NBR
23	Capacitor	-	97	Cable gland	NBR
26	O-Ring	NBR	98	Cable gland	NBR
27	O-Ring	NBR	127	Cable gland	AISI 304
28	O-Ring	NBR	128	Cable gland	AISI 304
32	Key	AISI 304	204	Screw	Steel A2 UNI 7323
34	Impeller nut	AISI 304	207	Screw	Steel A2 UNI 7323